

# Prince William County

**PUBLIC SCHOOLS**

*Providing A World-Class Education*

## ADDENDUM

**ADDENDUM # 01**

**DATE: October 9, 2009**

**REFERENCE:** Invitation for Bid: **S-LB-10601**  
IFB Issue Date: **September 24, 2009**  
Title & Location: **Brentsville Transportation Center Storage Building**  
Architect/Engineer: **Moseley Architects**  
Sealed Bid Due  
Date and Time: **October 20, 2009, 3:00 PM Local Prevailing Time**

**THE FOLLOWING CHANGES, ADDITIONS, DELETIONS AND CLARIFICATIONS ARE HEREBY MADE PART OF THE BIDDING REQUIREMENTS AND CONTRACT DOCUMENTS FOR THE ABOVE REFERENCED PROJECT AND SHALL BE TAKEN INTO ACCOUNT IN THE PREPARATION OF ALL BIDS AND THE EXECUTION OF ALL WORK. BIDDERS SHALL ACKNOWLEDGE RECEIPT OF THIS ADDENDUM IN THE APPROPRIATE SPACE ON THE BID FORM.**

### GENERAL

Refer to Prince William County Public Schools Web Site for listing of Attendees at the Mandatory Pre-Bid Conference.

Refer to the following Notes read by the Owner at the Mandatory Pre-Bid Conference:

"This is an existing in use facility. All site visits must keep that in mind. Please check in with the office let them know you are there to see the area of construction.

The facility will remain in use during construction.

Please review the contract documents as to the schedule and allowance items to be included with the bid.

This is a build to grade project. The contractor is required to provide what ever amount of material is needed to achieve design grades.

The basic architectural plans have been submitted to the county. The contractor will be required to prepare and submit the actual "Pre-engineered Metal Building" plans to include all structural calculations, reactions and details to complete the permitting of the building. These plans will be required to meet all Prince William County Building Plan requirements including sheet sizes, proper original engineer seals of a Virginia P.E. please consult with the permitting office and plan review for current requirements.

Questions and answers:

**CENTRAL PURCHASING OFFICE**

Questions may be asked at this time, answers may be provided here or in the written addenda to follow this meeting.

Previous questions,

Bonding of subcontractors will not be required.

The ceiling fan as shown and noted on sheet PE2.1 is specified on sheet PE0.1 as item FN on the lighting schedule.”

## **SPECIFICATIONS**

### **SECTION 13125**

Under paragraph 2.1 A, add the following:

- “4. Star Building Systems.
5. A&S Building Systems, Inc.
6. Metallic Building Company.
7. Nucor Building Systems.
8. Varco Pruden Buildings.”

## **DRAWINGS**

### **Drawing C4.1 – Details**

“The contractor shall be responsible for providing 6” - #21A stone in accordance with the detail on supplemental drawing AD-1 C-1 for areas within the limits of construction”.

### **Drawing A2.1 – Room Finish Schedule**

Refer to Notes column.

Delete note stating: “\*Exposed – No Finish”.

Substitute the following note: “\*Paint all exposed CMU surfaces”.

### **Drawing A2.1 – Door and Frame Schedule**

Add the following notes to the Door and Frame Schedule:

“Paint all exposed surfaces of all doors and door frames”.

“Building Manufacturer’s door, frame and hardware is acceptable with the exception of exit/lockset and closure. Those items shall be manufactured by Sargent model numbers as listed in the specifications.”

### **Drawing A2.1 – Control Joint Detail 1**

Delete control joint in metal wall panels only. Metal wall panels shall be continuous.

-----  
CENTRAL PURCHASING OFFICE

#### Drawing A4.1 – Building Elevations and Building Sections

Add the following note to all Building Sections and Building Elevations: "Paint all exposed steel surfaces that are not prefinished".

#### Drawing A5.1 – Wall Sections

Refer to Wall Section 7-A5.1.

Delete concrete slab indicated 3'-0" below the dock level and abutting the dock wall.

Substitute 6 inch VDOT 21A stone.

Add the following note: "Gate lock sets: Shall be D&D Hasplock model FHLSSRGP-KS with back plates equipped keyed alike with a Sargent keyway. Available from Hoover Fence Co. ([www.hooverfence.com](http://www.hooverfence.com))."

Refer to Wall Sections 8-A5.1 & 9-A5.1. Add the following notes:

"Provide no insulation in CMU walls".

"Provide base flashing at bottom of all prefinished metal wall panels".

#### Drawing S1.1 – General Notes

Refer to General Notes. In regards to Critical Structures, refer to General Note 4.

Refer to Foundation Notes. Add the following note:

"6- Contractor shall be responsible for final building reactions, adjustments to footings and reinforcing".

#### Drawing S2.1 – Sections and Details

Refer to Sections 1-S2.1, 2-S2.1, 3-S2.1 & 4-S2.1. Add the following note:

"Refer to Foundation Plan Note #3 (on Drawing S1.1) for interruption of continuous slab reinforcement at control joints".

Refer to Section 5-S2.1.

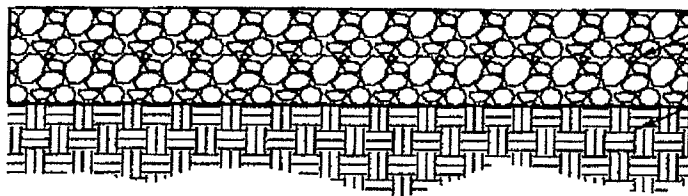
Delete site slab abutting the dock wall.

Substitute 6 inch VDOT 21A stone.

#### Drawing PE2.1 – Floor Plan – Lighting

Refer to attached supplemental drawing AD1-E1 for revisions.

**END OF ADDENDUM NO.1**



6" AGGR. BASE STONE #21A TYPE 1

COMPACTED SUBGRADE

**TYPICAL SECTION  
GRAVEL AREA**

NO SCALE

Filename: M:\Studio\492590\Addendum #1\492590\_AD1-C1.dwg

Date/Time: Oct 9, 2009 - 9:47am

User: wsmith

DRAWING TITLE:  
**DRAWING C4.1 - TYPICAL SECTION GRAVEL AREA**

PROJECT:  
**BRENTSVILLE TRANSPORTATION CENTER STORAGE BUILDING  
PRINCE WILLIAM COUNTY PUBLIC SCHOOLS, VIRGINIA**

**MOSELEYARCHITECTS**

3200 NORFOLK STREET, RICHMOND, VIRGINIA, 23230  
PHONE (804) 794-7555 FAX (804) 355-5690  
MOSELEYARCHITECTS.COM

DRAWN BY:  
**MM-RFR**

ATTACHMENT TO:  
**ADDENDUM #1**

DWG. NO.:

DATE:  
**OCTOBER 9, 2009**

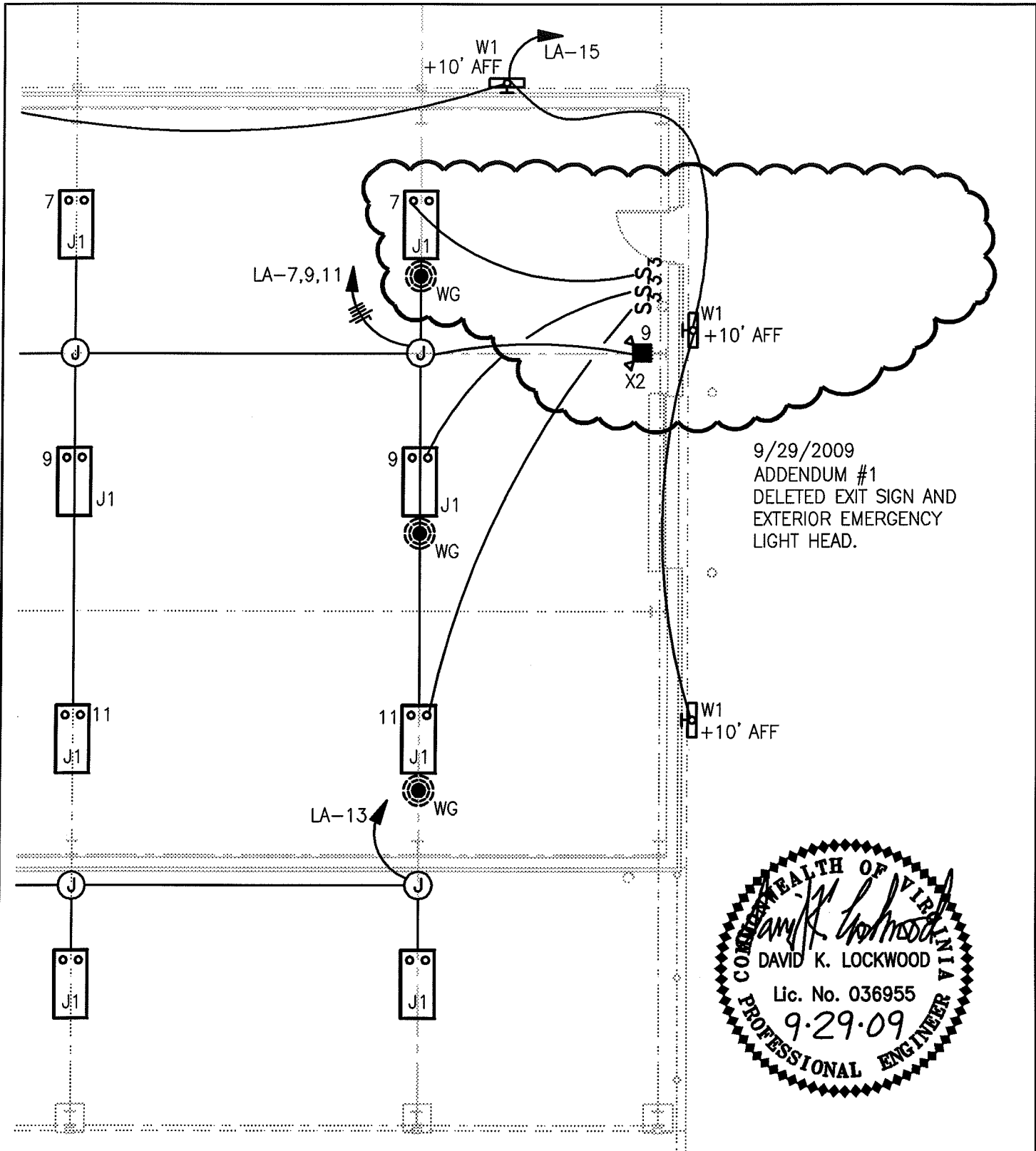
PROJECT NO.:  
**492590**

**AD1-  
C1**


Filename: M:\Studio\1492590\14\_ELEC\492590\_ELTC.dwg

Date/Time: Oct 9, 2009 - 9:40am

User: wsmith



9/29/2009  
ADDENDUM #1  
DELETED EXIT SIGN AND  
EXTERIOR EMERGENCY  
LIGHT HEAD.



DRAWING TITLE:  
**DRAWING PE2.1 - FLOOR PLAN - LIGHTING  
DELETE EXIT SIGN AND EMERGENCY LIGHT**

PROJECT:  
**BRENTSVILLE TRANSPORTATION CENTER STORAGE BUILDING  
PRINCE WILLIAM COUNTY PUBLIC SCHOOLS, VIRGINIA**

**MOSELEYARCHITECTS**  
3200 NORFOLK STREET, RICHMOND, VIRGINIA, 23230  
PHONE (804) 794-7555 FAX (804) 355-5690  
MOSELEYARCHITECTS.COM

DRAWN BY:  
**DKL**  
DATE:  
**SEPTEMBER 29, 2009**

ATTACHMENT TO:  
**ADDENDUM #1**  
PROJECT NO.:  
**492590**

DWG. NO.:  
**AD1-  
E1**